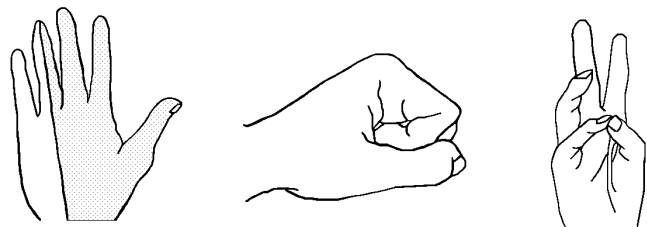


Testing for Peripheral Nerve Damage

Median Nerve

Sensory: Test sensation over the palmar side of the first to third digits and half of the fourth digit.

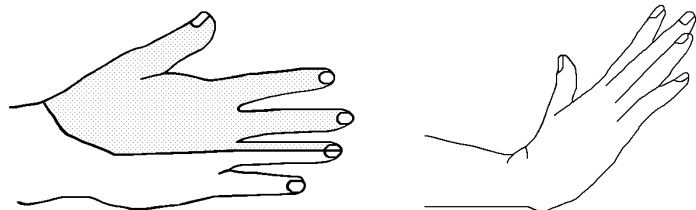
Motor: Instruct the patient to make a fist and then open the hand and touch the little finger with the thumb.



Radial Nerve

Sensory: Test sensation over the dorsum of the first to third digit and half of the fourth digit.

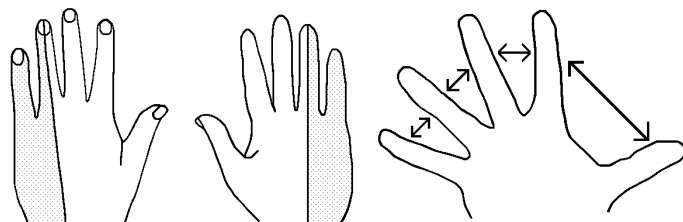
Motor: Instruct the patient to bend the hand backwards at the wrist, with the thumb straight.



Ulnar Nerve

Sensory: Test sensation of the dorsal and palmar sides of the fifth digit and ulnar half of the fourth digit.

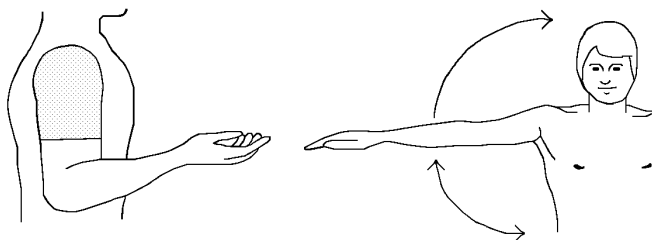
Motor: Instruct the patient to spread and close the fingers.



Axillary Nerve

Sensory: Test sensation over the lateral aspect of the upper arm and shoulder.

Motor: Instruct the patient to wave his arm at the shoulder joint.



Peroneal Nerve

Sensory: Test sensation over the dorsum of the foot in the area adjacent to the first and second toes.

Motor: Instruct the patient to upwardly flex the foot and spread the toes out.

